

ECONOMIC IMPACT OF TRAVEL

YEAR	TRAVEL SPENDING	STATE AND LOCAL TAX RECEIPTS	JOBS	TRAVEL INDUSTRY EMPLOYMENT RANKING
2023	\$10.4 Billion	\$627 Million	64,200	8
2022	\$9.9 Billion	\$599 Million	61,600	10
2021	\$8.8 Billion	\$560 Million	57,900	10
2020	\$6.5 Billion	\$497 Million	53,300	10
2019	\$9.2 Billion	\$647 Million	70,600	7

WHEN THE TRAVEL INDUSTRY THRIVES, AMERICA THRIVES.


2024 NATIONAL DATA



\$1.3 TRILLION
in Travel Spending




\$2.9 TRILLION
in Economic Output



2.5%
of National GDP

In 2024, TRAVEL SUPPORTED
15 MILLION+
American Workers & Directly Employed
8 MILLION

With More Than
1 MILLION
Job Openings In Early 2025



Strengthened
Communities Through
\$89 BILLION
in State and Local Tax Revenue




Each segment of travel plays an essential role in **boosting our economy**, contributing billions in travel spending.

DOMESTIC LEISURE
\$876 BILLION
(101% RECOVERED*)

TOTAL BUSINESS
\$312 BILLION
(85% RECOVERED*)

INTERNATIONAL INBOUND
\$181 BILLION
(83% RECOVERED*)



TRANSIENT
\$186 BILLION
(87% RECOVERED*)

MEETINGS & EVENTS
\$126 BILLION
(82% RECOVERED*)



Travel is one of our largest
EXPORTS,
bigger than steel, aircraft or cars.

IOWA

Travel

SHOWCASING

AMERICA'S GREATNESS

ECONOMIC IMPACT OF TRAVEL

CONGRESSIONAL DISTRICT DATA

DISTRICT	TRAVEL SPENDING	STATE AND LOCAL TAX RECEIPTS	JOBS	TRAVEL INDUSTRY EMPLOYMENT RANKING
IA - 1	\$2.6 Billion	\$156 Million	16,200	5
IA - 2	\$2.4 Billion	\$146 Million	15,800	11
IA - 3	\$3.1 Billion	\$183 Million	17,300	11
IA - 4	\$2.3 Billion	\$142 Million	14,900	8